

Celebrating Pentecost

Mary Mohlke mmohlke@gmail.com

Resource Center,

300 N. Forest Rd., Williamsville, NY 716-631-0979

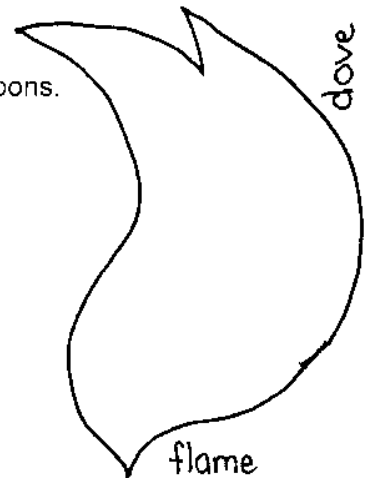
Pentecost is an old, old celebration, which goes back to the time of Moses. People came together to celebrate the harvest. They thanked God for grain that was ripe. Fresh bread was made from the grain. The celebration included worship, feasting and rest.

Fifty days after Jesus' resurrection, when the disciples were gathered for this Festival of First Fruits, they felt the presence of the Spirit in the flame and the wind. They received a powerful energy to begin teaching and preaching. (Acts 2) These friends of Jesus turned an old holiday into a new one. They were excited, hopeful, empowered to share with everyone the good news of Christ. The symbols of Pentecost are fire, wind, doves, voice and its color is red.

Below are some suggestions for learning about and celebrating Pentecost.

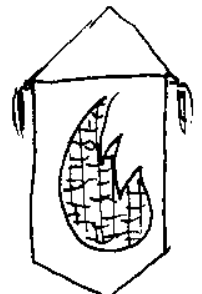
Color Red!

- ❖ Drape the Communion Table, Lectern, Pulpit in red percale, polyester lining, ribbons.
- ❖ Make red stoles for worship leaders.
- ❖ Give everyone red crepe paper or red fabric stoles.
- ❖ Ask everyone to wear something red.
- ❖ Tie red balloons in lots of places.
- ❖ Give red carnations to new members.
- ❖ Finger-paint a time that you experienced God as red.
- ❖ Paint a red flame on each Sunday bulletin.
- ❖ Use yards of red netting in billowing bunches around the church.
- ❖ Make a collage with tissue paper expressing the meaning of the Holy Spirit for you. Use thinned white glue to fasten the tissue to paper. Write around the art work how you have experienced the Holy Spirit. Hang the art work in the sanctuary or hall(s).
- ❖ Make tissue paper banners. With marker, write a spirited message. Use tissue to create symbols. Add streamers at the bottom. Fasten top edge to a dowel or heavy cardboard strip. These lightweight banners move with the breeze when fastened at the top to a wall.




Fire

- ❖ Write a prayer for the church on a flame shape and put the flames on a bulletin board.
- ❖ Pass candlelight in the pews telling the next person how Christ has been a light to you
- ❖ Make a banner of flames and/or candles.
- ❖ Make a white felt banner with a large flame drawn on it. Using small scrap pieces of yellow, orange, red, pink felt fill in the flame in a mosaic pattern.
- ❖ Remember Biblical passages about fire or look them up in a concordance or internet.
- ❖ Reflect on why fire is a symbol of God.
- ❖ Write a poem about the gift of fire.

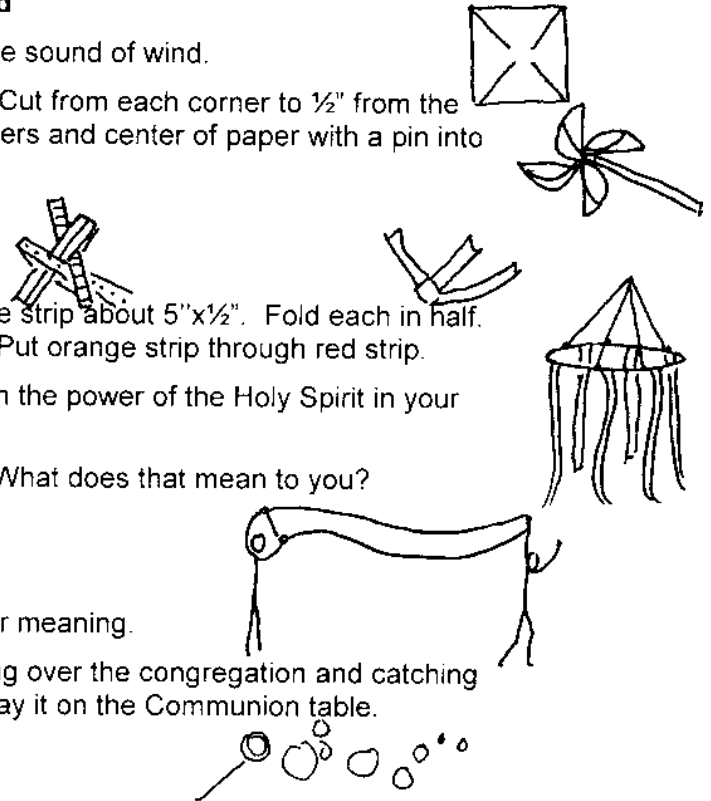


- ❖ Make a flame window hanging. Shave red, orange, yellow crayons onto wax paper. Cover with wax paper. Cover with a layer of newspaper and iron, melting the crayon shavings. Remove newspaper. Cut a flame from the wax paper.
- ❖ Make a flame hat. Cut to center of paper plate. Over lap those edges and form into a hat. Roll a piece of red tissue about 4"x10" around a pencil. Slide out the pencil. Fringe one end about 2"-3". Pull the center of the fringe out from the center. This looks like a many-tongued flame.
- ❖ Cut strands of tissue, mylar, ribbon, yarn, fabric and fasten together.. Carry it in a procession singing a Pentecost song.



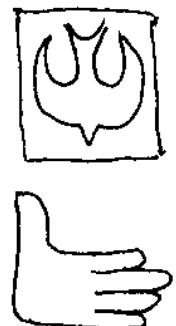
Wind

- ❖ When reading Acts 2, have the congregation make the sound of wind.
- ❖ Make pinwheels. Cut a square of paper about 4"x4". Cut from each corner to 1/2" from the center. Pull each corner to the center. Fasten 4 corners and center of paper with a pin into a pencil eraser. Blow into the pinwheel.
- ❖ Make fans by folding paper.
- ❖ Fly paper airplanes.
- ❖ Make flying flames. Cut a red, a yellow and an orange strip about 5"x1/2". Fold each in half. Put yellow around red strip and through orange strip. Put orange strip through red strip.
- ❖ Make a mobile of streamers on which you have written the power of the Holy Spirit in your life.
- ❖ In Hebrew the word for wind and spirit are the same. What does that mean to you?
- ❖ Reflect on how the wind reminds you of God.
- ❖ Reflect on how people use the gift of the wind.
- ❖ Find passages about wind in the Bible. Reflect on their meaning.
- ❖ Dance in long pieces of lightweight fabric such as lining over the congregation and catching wind underneath as you raise and lower it and finally lay it on the Communion table.
- ❖ Blow bubbles and watch where the wind carries them.



Doves

- ❖ Give everyone white paper doves as they enter the sanctuary. Ask them to write a prayer for the church and give it as an offering.
- ❖ Suspend a large lightweight dove on the end of a fishing pole. Have the dove move during the hymns.
- ❖ Put lots of doves on ribbons and hang them high above the congregation
- ❖ Decorate dove cookies for after worship.
- ❖ Make cards for shut-ins. Decorate with doves. Write a spirited message in the card.
- ❖ Look at a sand dollar and the story of how it represents the Holy Spirit. When it is broken open, there are tiny doves inside. Christ promised never to leave us alone. He promised a Comforter, the Holy Spirit.
- ❖ Make a yarn dove on red paper. Outline a dove with white glue. Lay white yarn over the glue. Gently press down on the yarn. Let it dry.
- ❖ Make a dove. Trace around your hand with the fingers together and thumb sticking out. The thumb will form the head of the dove.

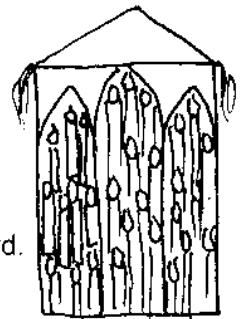


- ❖ Write on doves the gifts and blessings of the Holy Spirit. Use the gifts from Scripture and the ones that you have experienced or seen in others. Let people claim one or more for themselves. Encourage people to pass them out to others, naming gifts.

love, joy, peace, patience, generosity, faithfulness, gentleness, self-control, compassion, kindness, humility, meekness, forgiveness, thankfulness, gratitude, wisdom, knowledge, discernment, healing, prophecy, speaking in tongues, interpreting tongues, perseverance, hospitality, courage, clarity, excitement, intuition, inspiration, imagination, commitment, whimsy, creativity, integrity, devotion, humility, leadership, teaching, hope,

Church Celebration

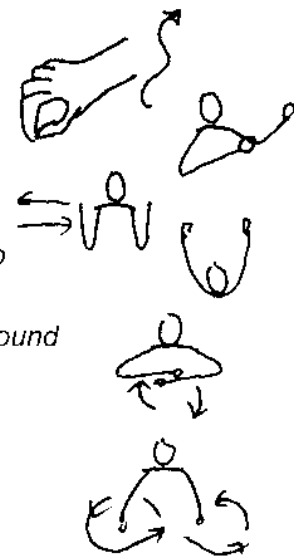
- ❖ Ask people to bring cup cakes so each person has one.
- ❖ From a central candle, light 1 candle on each table. From table candle, light individual candles.
- ❖ Sing "Happy Birthday to the Church".
- ❖ Blow out candles together and create a mighty wind.
- ❖ Talk about birthdays. Who is the youngest, oldest? Does anyone share a birthday? Are there more birthdays in any one month?
- ❖ Talk about belonging to the church. Who is the oldest member at the party, the newest member?
- ❖ Make up a quiz about the church, its birth, first pastor, first members.
- ❖ Ask people to share a time they were touched by the Holy Spirit.
- ❖ Talk about baptism and what each person knows about their own baptism.
- ❖ Sing, "I Am the Church"
- ❖ Make a banner with each person contributing a flame cut from red, orange, yellow felt.
- ❖ Make a large line drawing of the church on big paper, foam core board or illustration board. Mount pictures of people in the congregation on it.
- ❖ Plant a Pentecost garden of red geraniums.
- ❖ Hold a special education event for children: do a drama to tell the story, sing a song, do a rap, dance a hymn, and make a symbol.



Spirit of Gentleness by James Manley PH 319

Spirit, Spirit
of gentleness,
blow through the wilderness,
calling and free.
Spirit, Spirit
of restlessness,
stir me from placidness,
Wind, wind on the sea.

Pull up from a container. Repeat.
Rest hand in outstretched arm
Arms out, wave back and forth
Palms come toward face and then up
Pull up from a container. Repeat.
Fast tumbling of arms around and around
Pull up from feet, hands facing self
Arms out, draw large figure 8 s



Pentecost Day Song

(Tune: This is the Way)

Tongues of fire and rushing wind
fire and wind, fire and wind.
Signs of the Holy Spirit within
on that Pentecost Day.

Disciples were filled with joy and zeal
joy and zeal, joy and zeal
Telling good news that Jesus lives
on that Pentecost Day.

Peter preached and many believed
many believed, many believed.
Thousands were baptized, the church was born
on that Pentecost Day.

Acts 2 Rap

Now the Twelve were prayin' on Pentecost
And a great wind came and filled the house
Tongues of fire came down on their heads
And they spoke in tongues as they were led.

The Ho-ly Spir-it en-tered them
and they spoke in dif-ferent lang-uag-es.
And Peter told the Peo-ple stand-ing there
This is what the Lord God says – to – us:
"All the peo-ple of these parts
'Will re-ceive my Spirit in their hearts

Different Language Greetings

Spanish	Bienvenido
French	Bienvenue
German	Willkommen
Italian	Benevenuto
Portuguguese	Boa vinda
Norwegian	Mottakelse
Dutch	Welkom

Pentecost Is....

the time when we celebrate the gift of God who
lives inside us.

a day to share the excitement of the Holy Spirit with
others.

an announcement to God's people, made with vivid
symbols

an experience of God's Spirit: indwelling, assuring,
guiding, instructing, empowering,
strengthening, befriending, and comforting

a celebration that God will never leave us.

a recognition of who God is and how God operates
in every way and through every sense.

an encouragement to live in love, joy, peace,
patience, kindness, goodness, faithfulness,
gentleness and self-control

a gift: God's power made available to God's people.

an event marking the empowerment of the church.

a way of living: Christians living together, children,
young people and adults sharing what they
have for the benefit of all

a signal from God that it is time to spread the good
news of Jesus to everyone, everywhere.

an opportunity to express wonder, awe, praise, and
thanksgiving for all that the Holy Spirit is
and can be in our lives.

a time to say: "Spirit of the living God, fall afresh on
me."

Poems

Truly, the Holy Spirit
is an unquenchable fire.
It bestows all excellence, sparks all worth,
ignites speech, enflames humankind.
Yet in this radiance is a restorative stillness.

It is the stillness
that is similarly in the will to good.
It spreads to all sides.

Hildegard of Bingen

Holy Spirit, making life alive,
moving in all things, root of all created being,
cleansing the cosmos of every impurity,
anointing wounds.

You are lustrous and praiseworthy life,
you waken and re-awaken everything that is.

Hildegard of Bingen